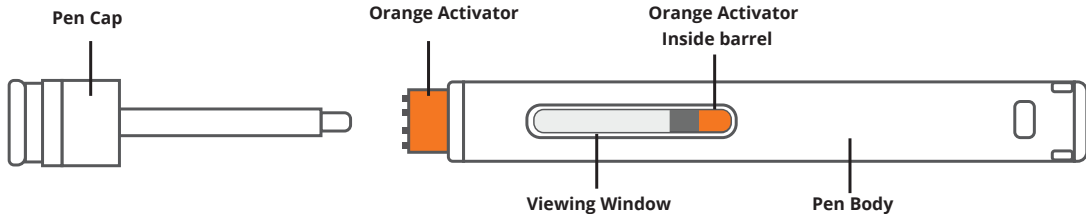
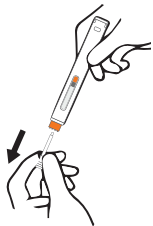


Demonstration Pen Instructions for Use



Demonstration Pen Components

Please see back of the Card for Demonstration Pen Instructions

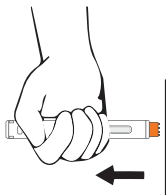


1 Start:
pull pen cap off pen
body

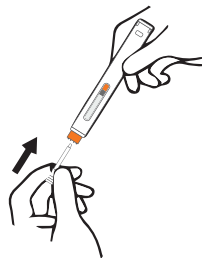
2 Depress & Hold pen:
Depress
orange
activator
against a
surface &
listen for
1st click



Continue to push the
pen down, monitor pen
progress in viewing
window & wait for 2nd click



3 Remove Pen:
After 2nd click
remove



4 Reset the Pen:
Push pen cap on
pen body